



# PROTECT YOUR LIFE ONLINE

---



---

SMALL GUIDE TO ACTIVATE  
TWO FACTOR AUTHENTICATION

# COS'È L'AUTENTICAZIONE A DUE FATTORI?

---

What is two-factor authentication?

Two-factor authentication protects us all from credential theft, making our online life safer. For example, if a hacker were to steal your passwords, they would still need an additional passcode to access your account.

You can receive the additional code through an sms, email or token software such as Google Authenticator.

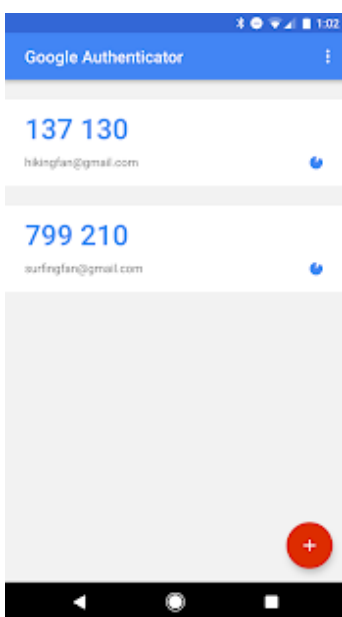
## WHAT IS AND HOW DOES A TOKEN SOFTWARE LIKE GOOGLE AUTHENTICATOR WORK?

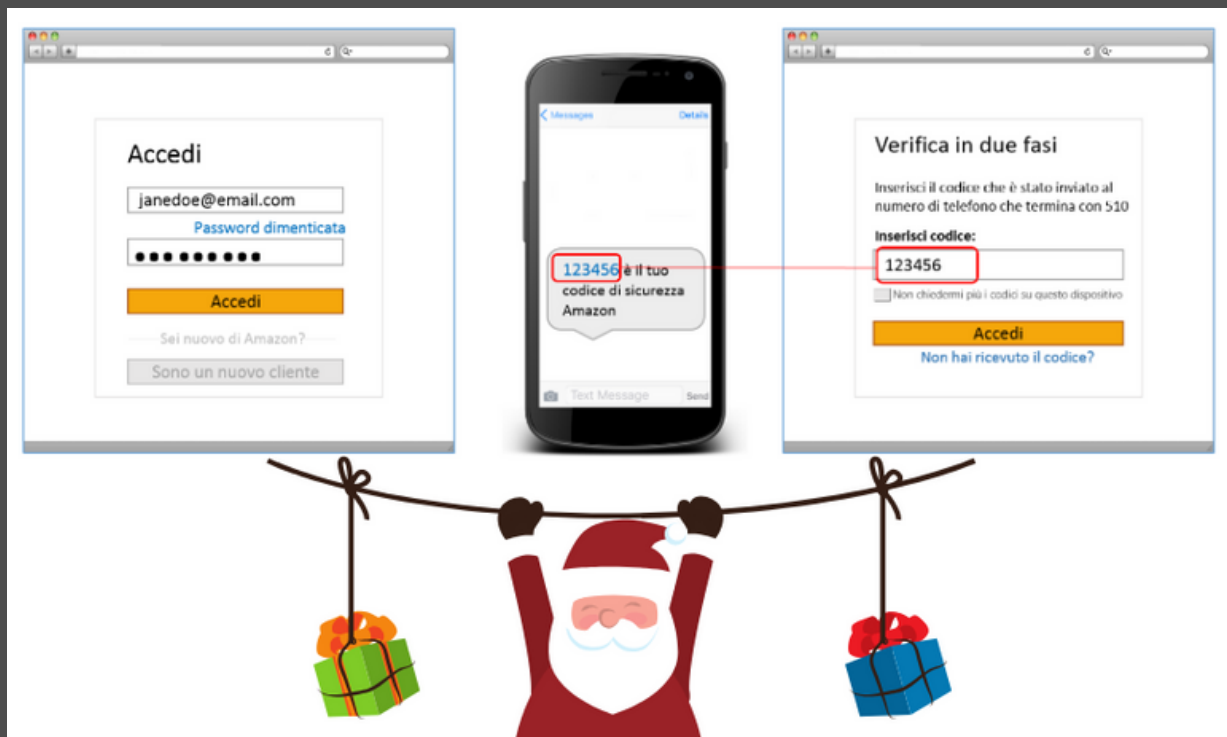
---

Google Authenticator is an application that can be downloaded for free with any Smartphone and allows you to generate tokens, that is, random codes for verifying the identity of those who are accessing an online service to which Google Authenticator is associated.

The code has a validity of about 30 seconds, after which a new code is generated.

Now many web services and sites allow you to use Two Factor Authentication with Google Authenticator, such as Facebook, Outlook, PayPal, Amazon, WordPress; others provide for 2FA without the use of software tokens but sending the code through sms.





## HOW TO ENABLE TWO-FACTOR AUTHENTICATION ON AMAZON

---

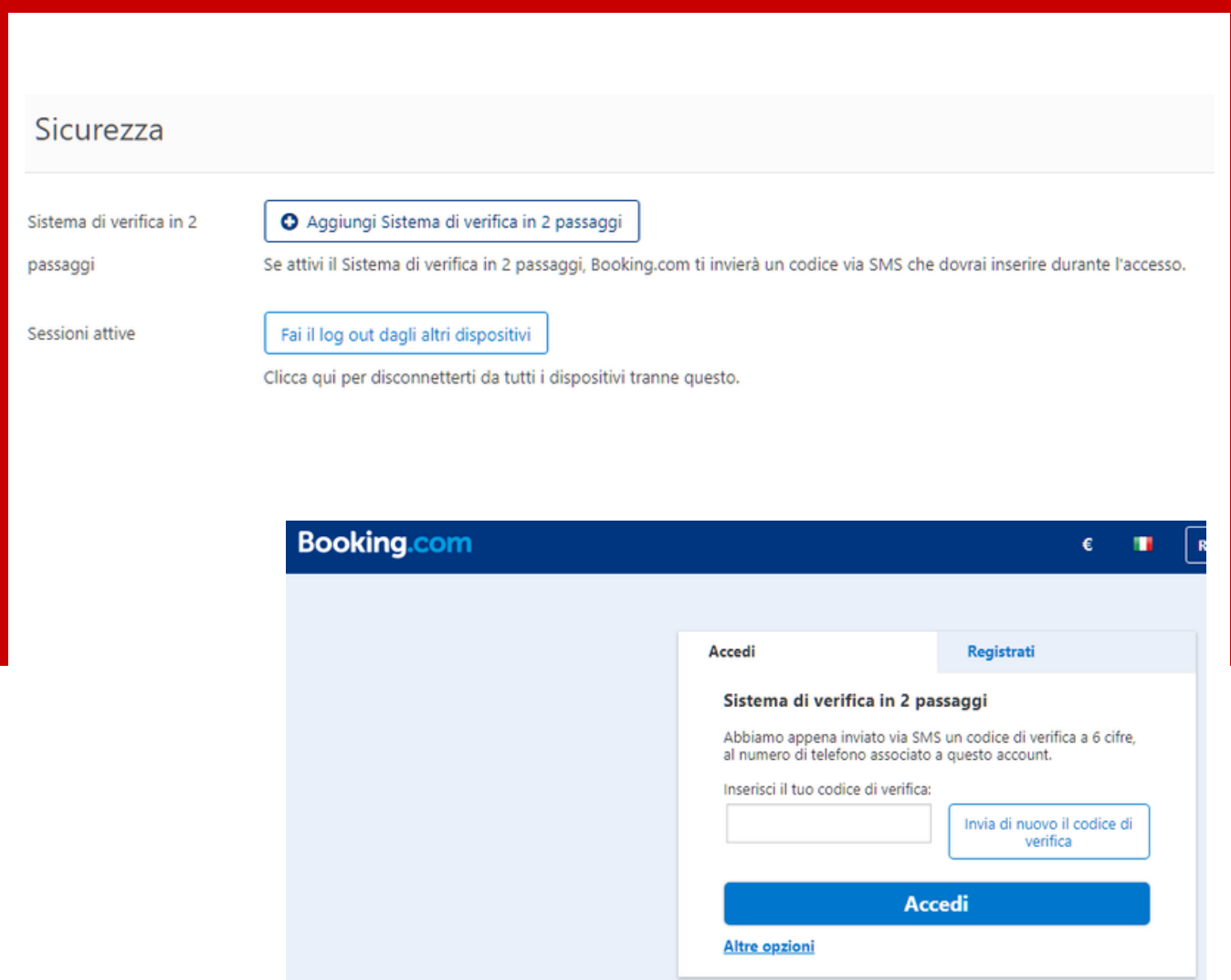
1. Log in to My account and select Login and security settings.
2. Click Edit in the Advanced Security Settings section.
3. Click First steps to configure two-step verification.
4. Add your phone number (must be enabled to receive SMS) or download and configure the authentication app, then click Send code.
5. Enter the code that was sent to your phone number or created through the authentication app and click Verify the code and continue.
6. Choose between two options:
  - a) Add a predefined phone number and choose how to receive the code (SMS or voice call).
  - b) Download and configure the authentication app (e.g. Google Authenticator). This will allow you to generate security codes.

# HOW TO ENABLE TWO-FACTOR AUTHENTICATION ON BOOKING

---

1. Log in to Booking and select Settings.
2. In the Settings Security section, click Add Verification System in 2 steps.
3. Enter the phone number to receive the verification code and then click Send code.
4. Enter the verification code you received via SMS and click on Verification.

At this point every time you will access Booking you will be asked for a verification code sent via SMS to the phone number previously set.



## Autenticazione a due fattori



### Usa l'autenticazione a due fattori

Accedi con un codice dal tuo cellulare e una password

Modifica



### Accessi autorizzati

Analizza una lista di dispositivi dove non dovrai usare un codice di accesso

Visualizza



### Password per le app

Usa password speciali per accedere alle tue app anziché usare la tua password di Facebook o codici di accesso.

Aggiungi




# HOW TO ACTIVATE TWO-FACTOR AUTHENTICATION ON FACEBOOK

1. Access Security and Access Settings by clicking Settings > Security and Access.
2. Scroll to Use two-factor authentication and click Edit.
3. Choose the authentication method you want to add and follow the on-screen instructions.
4. Click Activate after selecting and activating an authentication method.

Here are the different two-factor authentication methods that you can use with your Facebook account to verify access from an unrecognized computer or mobile device. To start two-factor authentication, choose from:

- a) Receive codes on your mobile phone via SMS.
- b) Get access codes from an authentication app, such as Google Authenticator.

## Protezione e accesso > Autenticazione a due fattori


 **Aggiungi un ulteriore livello di sicurezza con l'autenticazione a due fattori**

Proteggi ulteriormente il tuo account ogni volta che accedi da un telefono o un computer che non riconosciamo.


[Inizia](#)

---

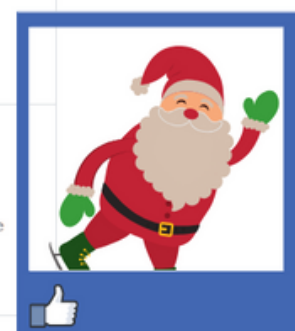
**Funzionamento dell'autenticazione a due fattori**

 **Sicurezza aggiuntiva**

Chiederemo la tua password e successivamente un codice di accesso ogni volta che notiamo un accesso insolito.

 **Tramite SMS o un'app di autenticazione**

Inverremo un SMS con un codice di accesso oppure puoi usare un'app di sicurezza a tua scelta.



# MERRY CHRISTMAS

---

[WWW.INTUITY.IT](http://WWW.INTUITY.IT)

Via Brunello Rutoli, 6 - 35129, Padova  
049 817 0850 | [info@intuity.it](mailto:info@intuity.it)

